

86500






2005-2014 FORD F250 /F350 DOUBLE STEERING STABILIZER KIT

KIT INCLUDES:

- 1) Center Stabilizer Bracket
- 1) Stabilizer Bracket Back Cap
- 1) Left Outer Bracket
- 1) Right Outer Bracket
- 4) 3/8" x 1.55" ID x 2.5" OD U- Bolts
- 4) 7/16" X 1 1/4" Bolts
- 4) 7/16" Nylock Nuts
- 8) 7/16" Washers
- 2) 3/8" X 1 1/2" Bolts
- 10) 3/8" Washers
- 8) 3/8" Nylock Nuts
- 2) 3/8" Aluminum Spacers
- 2) 1/2" X 3" Bolts
- 2) 1/2" X 4" Bolts
- 4) 1/2" Nylock Nuts
- 8) 1/2" Washers



1. Disconnect the negative battery terminal. Park the truck on level ground and set the emergency brake. Locate and remove any existing stabilizer(s), brackets, and hardware that are installed on the truck. Do not re-install a stabilizer in the factory position, as it will interfere with the new stabilizers.
- 2) Remove the 2 differential cover bolts as shown in pic below.
- 3) Install the FTS center stabilizer bracket using the 7/16" x 1 1/4" bolts and hardware .Line up the 2 hole on the differential housing with the 2 holes in the FTS stabilizer bracket, insert the (2) 3/8" aluminum spacer between the FTS stabilizer bracket and differential cover, Use the supplied 3/8" x 1 1/2" bolts and washers. Torque to 40ft.lbs
- 4) Tighten the 7/16" bolts to 55 ft.-lbs.
- 5) Attach the outer stabilizer bracket using the 3/8" U-bolts and hardware 2" from inside tie rod end as shown in pick below.
- 6) Use a die grinder with a cut off wheel to cut off the thread remaining on the axle bracket U-bolt flush with the nylock nut.
- 7) Compress the steering stabilizer to expose 5" of the shaft, set the tie rod bracket to match and tighten the U-bolts to 30 ft.-lbs. Attach the end of the stabilizer to the outer tie rod bracket using the supplied 1/2" x 4" bolts and hardware. Attach the other end of the stabilizer to the center bracket using the supplied 1/2" x 3" bolts and hardware. Use a small amount of thread locking compound on the nuts and torque to 55ft.lbs
- 8) Steer the truck fully to the left and right to make sure the steering stabilizers are not bottoming out. Adjust the tie rod end bracket(s) as needed.
- 9) Re-torque all the hardware after 200 miles.





Product Warranty and Warnings-

FTS provides a Limited Lifetime Warranty to the original retail purchaser who owns the vehicle, on which the product was originally installed, for defects in workmanship and materials.

The Limited Lifetime Warranty excludes the following FTS items; bushings, bump stops, ball joints, tie rod ends, limiting straps, cross shafts, heim joints. These parts are subject to wear and are not considered defective when worn. They are warranted for 60 days from the date of purchase for defects in workmanship.

Take apart shocks are considered a serviceable shock with a one year warranty on leakage only. Service seal kits are available separately for future maintenance. All other shocks are covered under our Limited Warranty.

FTS does not warrant any product for finish, alterations, modifications and/or installation contrary to FTS instructions. Alterations to the finish of the parts including but not limited to painting, powder coating, plating and/or welding will void all warranties. Some finish damage may occur to parts during shipping which is considered normal and is not covered under warranty.

FTS products are not designed nor intended to be installed on vehicles used in race applications or for racing purposes or for similar activities. (A "RACE" is defined as any contest between two or more vehicles, or any contest of one or more vehicle against the clock, whether or not such contest is for a prize). This warranty does not include coverage for police or taxi vehicles, race vehicles, or vehicles used for government or commercial purposes. Also excluded from this warranty are sales outside of the United States of America.

Installation of most suspension products will raise the center of gravity of the vehicle and will cause the vehicle to handle differently than stock. It may increase the vehicle's susceptibility to a rollover, on road and off road, at all speeds. Extreme care should be taken to operate the vehicle safely at all times to prevent rollover or loss of control resulting in serious injury or death.

FTS makes every effort to ensure suspension product compatibility with all vehicles listed in the catalog, but due to unknown auto manufacturer's production changes and/or inconsistencies by the auto manufacturer,

FTS cannot be responsible for 100% compatibility, including the fitment of tire and wheel sizes listed. The Tire and Wheel sizes listed in FTS's catalog are only a guideline for street driving with noted fender trimming. FTS is not responsible for damages to the vehicle's body or tires.

FTS's obligation under this warranty is limited to the repair or replacement, at FTS option, of the defective product only. All costs of removal, installation or re-installation, freight charges, incidental or consequential damages are expressly excluded from this warranty. FTS is not responsible for damages and/or warranty of other vehicle parts related or non-related to the installed FTS product. This warranty is expressly in lieu of all other warranties expressed or implied. This warranty shall not apply to any product that has been subject to accident, negligence, alteration, abuse or misuse as determined by FTS.

FTS suspension components must be installed as a complete system including shocks as shown on our current website. All warranties will become void if FTS parts are combined and/or substituted with other aftermarket suspension products. Combination and/or substitution of other aftermarket suspension parts may cause premature wear and/or product failure resulting in an accident causing injury or death. FTS does not warrant products not manufactured by FTS.

Installation of FTS product may void the vehicles factory warranty; it is the consumer's responsibility to check with their local vehicle's dealer for warranty disposition before the installation of the product.

It is the responsibility of the distributor and/or the retailer to review all warranties and warnings of FTS products with the consumer prior to purchase.

FTS reserves the right to supersede, discontinue, change the design, finish, part number and, or application of parts when deemed necessary without written notice. FTS is not responsible for misprints or typographical errors within the catalog or price sheet.

Thank You for choosing Full Throttle Suspension
Tech support 559-271-8685 or send email to fts.dwgs@gmail.com